

CURRICULUM, PEDAGOGY AND BEYOND




THE MATHEMATICAL
ASSOCIATION OF VICTORIA

MAV24
CONFERENCE

LOVE LANGUAGES IN A MATHEMATICS CLASSROOM

Kimberly Silva
Mount Rowan Secondary College



A little info about our school

- **Fastest growing government school in the Ballarat region.**
- **It has the highest number of Aboriginal and/or Torres Strait Islander students.**
- **625 students; 58 teaching staff; 110 total staff**



By the end of the session, participants are expected to:

- recognise the impact of building positive relationships and making connections with students.
- learn The 5 Love Languages of Students by Gary Chapman and Ross Campbell
- identify their own love language.
- learn how to implement The 5 Love Languages in their classrooms based on the data they collect from their own students.

Who is in the Room?

- Line up in the order of your birthday
- You have to do this silently
- When everyone is lined up, introduce yourself by saying your name, where you work and what you teach





Let us pause for a while and **THINK!**

- Think about a student you've had in class that had behaviour issues.
- What strategies did you use to win that student?
- How did you connect with the student?

*As we go through the presentation, please continue to think about this student.

Remember this....

“The quality of teacher-student **RELATIONSHIPS is the keystone for all other aspects of classroom management.”**

(Marzano and Marzano, Dimensions of Learning)



Something to consider...

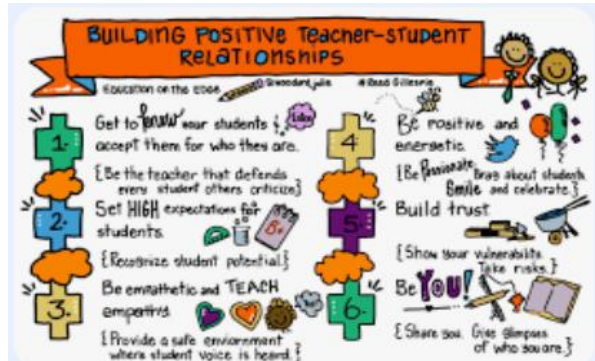
**“We love our
students but do
our students feel
LOVED?”**

(engaged2learn)



They aren't feeling LOVED because you are NOT speaking their LOVE LANGUAGE!

How do you connect with students?



Calling home for good behaviour

Proximity

Be YOU

Gestures

Giving time

Greeting students

Giving compliments

Student treats

Sharing interests



Let us pause for a while and **THINK AGAIN!**

- Think about a student you've had in class that had behaviour issues.
- As you think about this student, can you identify his/her **love language**?
- Would knowing the **student's love language** have changed the behaviour? Do you have the same love language?

*As we go through the presentation, please continue to think about this student.

What are the 5 LOVE LANGUAGES?

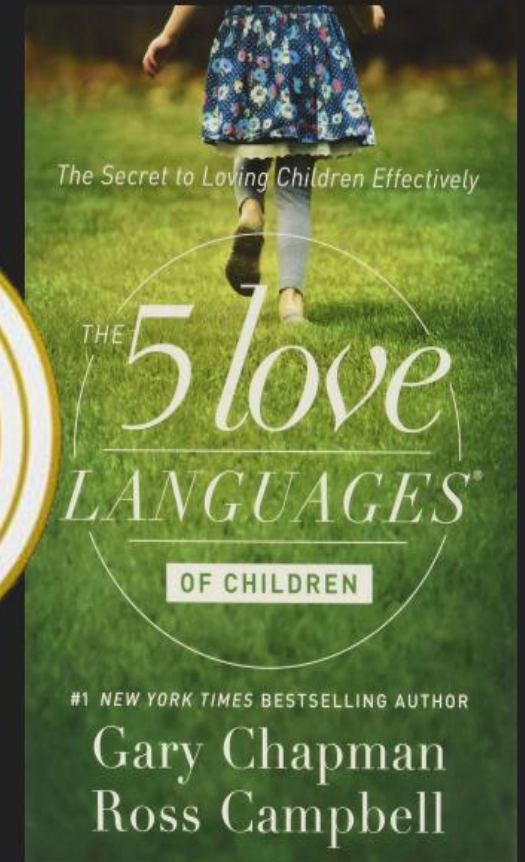
Words of Affirmation

Acts of Service

Quality Time

Physical Touch

Receiving Gifts



The 5 Love Languages

Affirmation: Your coffee is delicious

Acts of Service: I made you a coffee


Receiving Gifts: Here's the coffee

Quality Time: Let's go get a coffee

Physical Touch: Let me hold you like a coffee



Do you know your Love Language?



<https://5lovelanguages.com/quizzes/love-language>

Share Your Results

According to Chapman, words of affirmation are the most common primary love language by a small margin. That's based on the responses of 10,000 people who took the online quiz on his website in December 2010. Here's the breakdown:

- Words of affirmation: 23%
- Quality time: 20%
- Acts of service: 20%
- Physical touch: 19%
- Receiving gifts: 18%

Chapman also noted that this was not a scientific study — just a sampling of the people who came to his website during that time period.

https://www.huffpost.com/entry/most-common-love-language_n_5b4f906be4b0b15aba8b1d2c

♥ Were you surprised or was it what you expected?


♥ How do your results compare with those above?



What is your love language?

- <https://www.mentimeter.com/>

Join at menti.com | use code **1960 6957**



My love languages profile



Your Results:

Save



Acts of Service™



Words of Affirmation™



Quality Time™



Receiving Gifts™



Physical Touch™



Acts of Service™



Your Love Tank overflows with Acts of Service. A thoughtful, selfless deed or gesture is sure to win your heart. When a loved one goes out of their way to make your life easier, you feel connected to them. An act of service communicates that you are their top priority. Actions, for you, speak louder than words. Acts of Service quickly fill your Love Tank.

WORDS OF AFFIRMATION

Express love in this way:

- Leaving notes and letting them know they are important.

Pitfalls for this:

- Insults cut deep with this kid. Leave compliments as is...not “You did a great job, but next time...”

Examples to use in the classroom:

- Say things like, “I really like how you....” or “I am really proud of you because...”



ACTS OF SERVICE

Express love in this way:

- Thoughtful gestures, tying their shoes, fix a broken toy, tuck them in.

Pitfalls for this:

- Work to still push independence; teaching them they are capable.

Examples to use in the classroom:

- Offer one-on-one help with a project, during free-time, or on a difficult assignment.



QUALITY TIME

Express love in this way:

- Offer your undivided attention. This time can be short, but give your full attention and let the child choose the activity.

Pitfalls for this:

- Isolating this child or putting them in timeout can be a severe punishment for this child.

Examples to use in the classroom:

- “I’d love for you to tell me more about this project, picture, etc.”



PHYSICAL TOUCH

Express love in this way:

- Hugs, kisses, snuggles, high-fives, wrestling, holding hands

Pitfalls for this love language:

- Any touch given that is not through affection can be extra harmful to this kid.

Examples to use in the classroom:

- Give them a high-five or elbow bump. As always, make sure any physical contact is appropriate to use with your students, which may vary based on the student's age, gender, and/or culture.



RECEIVING GIFTS

Express love in this way:

- Store-bought gifts are fine, but these kids will even appreciate being given something you made.

Pitfalls for this:

- Try not to overdo it. Look into “gifts” that are more needs rather than just wants.

Examples to use in the classroom:

- Rewards, such a small token, sticker, or sweet treat.





Guide Questions

- What does each of your students need to feel safe? To learn?
- What do your colleagues value and what are their unique talents?
- What can you do (that doesn't cost you anything or require some new expertise) to build relationships with those around you?


Figuring Out Students' Love Languages



- Students take the kid friendly quiz
- Share and discuss the results with the students
- Give them a chance to share their results with each other or with the class (if they are comfortable)

Keep in Mind

It's still important to do things for your students that aren't necessarily their "love language" because they do like and appreciate them. It just means that you have to recognize that those things are not the ones filling up



How To Use the Results in the Classroom?



5:00

A large digital timer is centered on the slide. The timer displays '5:00' in a bold, white, sans-serif font with a black outline. The background of the timer is a vibrant, abstract pattern of overlapping triangles in shades of yellow, orange, red, and green, creating a mosaic-like effect. The timer is set against a white background.

Understanding the Love Languages



- Primary and Secondary Languages
- Love Language Profiles
- Showing Love in Different Languages

Benefits of Understanding Love Languages

- Deeper Connections
- Improved Communication
- Increased Empathy



Let's sum it up!

- <https://dashboard.blooket.com/set/65f05b997e6d894b7069d653>



Love Language of
Touch



Love Language of
Service



Love Language of
Words



Love Language of
Time



Love Language of
Gift



Event App



App Download Instructions

Step 1: Download the App 'Arinex One' from the App Store or Google Play



App Store



Google Play

Step 2: Enter Event Code: **mav**

Step 3: Enter the email you registered with

Step 4: Enter the Passcode you receive via email and click 'Verify'. Please be sure to check your Junk Mail for the email, or see the Registration Desk if you require further assistance.

Be in it to WIN!

